

(Model.)

J. Q. DAVIS & N. O. PYLES.

BLOTTER.

No. 290,668.

Patented Dec. 25, 1883.

Fig. 1.

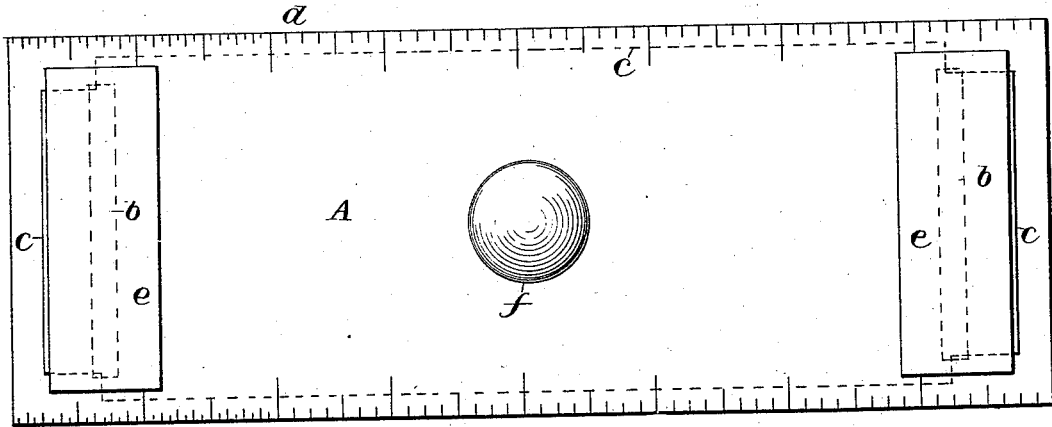


Fig. 2.

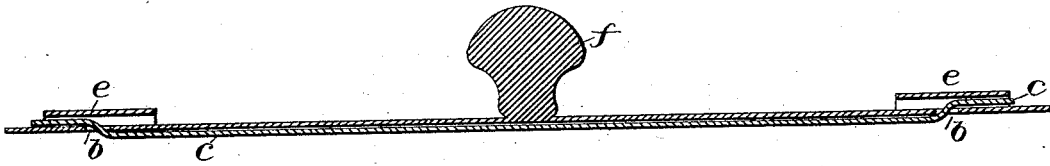
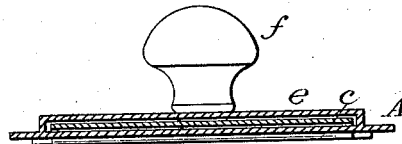


Fig. 3.



Witnesses:

H. C. Jones
H. W. Blankson.

Inventors

J. Q. Davis
per J. M. Pittman
Attorney
N. O. Pyles
per J. M. Pittman
Attorney

UNITED STATES PATENT OFFICE.

JAMES Q. DAVIS, OF WINNSBOROUGH, AND NEWTON O. PYLES, OF
CORONOCO, SOUTH CAROLINA.

BLOTTER.

SPECIFICATION forming part of Letters Patent No. 290,663, dated December 25, 1883.

Application filed October 25, 1882. (Model.)

To all whom it may concern:

Be it known that we, JAMES Q. DAVIS, of
Winnsborough, Fairfield county, State of South
Carolina, and NEWTON O. PYLES, of Coronoco,
Abbeville county, State of South Carolina,
both citizens of the United States, have in-
vented a new and useful Improvement in a
Blotter; and we do declare that the following
is a full, clear, and exact description of the
invention, which will enable other skilled in
the art to which it appertains to make and use
the same.

Figure 1 is a top view of the invention,
Fig. 2 a longitudinal sectional view, and Fig.
3 a cross-sectional view.

We take a thin metal plate, A, Fig. 1—say
about ten inches long and three inches wide—
larger if desired. Across this plate, near each
end, is a narrow slot, *b*, through which the ends
of the blotting-paper *c* are inserted from the
lower side, as shown in Fig. 2. Covering
these slots are narrow metal strips, with about
one-eighth ($\frac{1}{8}$) of an inch at each end bent at
a right angle and fastened to the plate A,
forming cap *e*, which turns the end of the
blotting-paper as it is inserted through the
slot and holds it securely in place. The caps al-
so strengthen the plate where the slots are cut.
Along the edges on the upper side of plate A
is a scale, *d*, measuring inches and fractions

thereof. The blotting-paper is about one-
quarter ($\frac{1}{4}$) of an inch narrower than the
plate A and the edges of the plate projecting
over it, and, being held by it above the sur-
face intended to be ruled, become available as
rulers, and, being left clear, may be used as
paper-cutters. In the center of plate A is a
small knob-handle, *f*.

We claim as our invention and desire to se-
cure by Letters Patent—

1. The blotter herein shown and described,
consisting of the plate A, having slots *b* in its
ends, and raised caps *e*, covering said slots, as
and for the purpose set forth.

2. The device herein shown and described,
consisting of the plate A, which carries the
narrow blotting-paper, said plate having slots
b and raised caps *e*, and the edges of the plate
extending beyond the blotting-paper, where-
by they serve as a paper cutter, ruler, and
measuring-scale.

JAMES Q. DAVIS.
NEWTON O. PYLES.

Witnesses as to James Q. Davis:

O. W. BUCHANAN,
J. A. HINNONT.

Witnesses as to Newton O. Pyles:

J. D. COLEMAN,
J. B. BARKSDALE.