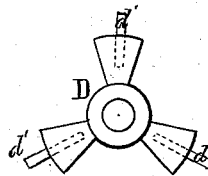
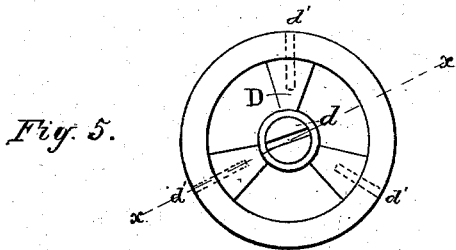
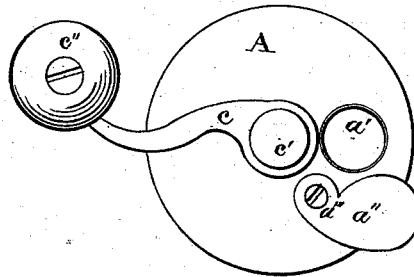
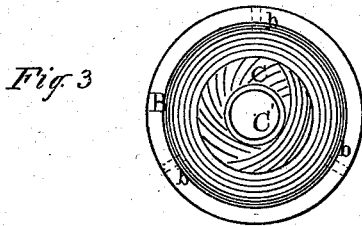
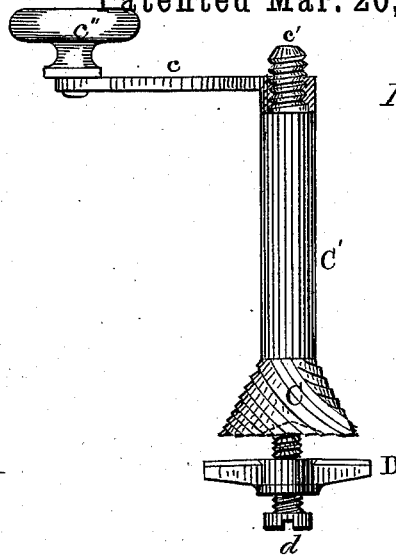
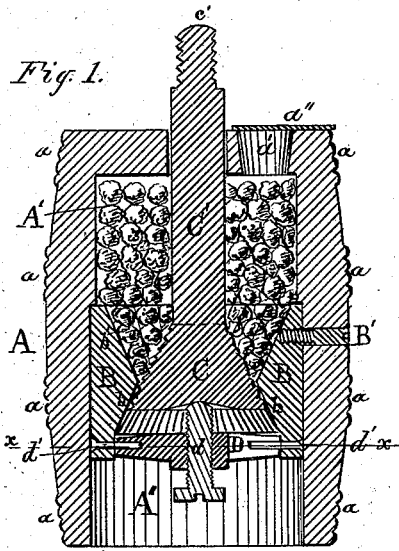


(No Model.)

G. D. BARR.
PEPPER CRUET AND MILL.

No. 274,255.

Patented Mar. 20, 1883.



Attest
W. H. Singleton,
Notary Public

Inventor
George D. Barr.
Per W. H. Singleton,
att.

UNITED STATES PATENT OFFICE.

GEORGE D. BARR, OF GREENVILLE, SOUTH CAROLINA.

PEPPER CRUET AND MILL.

SPECIFICATION forming part of Letters Patent No. 274,255, dated March 20, 1883.

Application filed February 1, 1883. (No model.)

To all whom it may concern:

Be it known that I, GEORGE D. BARR, a citizen of the United States, residing at Greenville Court-House, in the county of Greenville and State of South Carolina, have invented certain new and useful Improvements in a Pepper Cruet and Mill, of which the following is a specification, reference being had therein to the accompanying drawings.

This invention relates to improvements in cruets for holding pepper or spices in the grain, which will be more fully hereinafter described, and pointed out specifically in the claim.

In the drawings forming part of this specification, Figure 1 is a vertical section of the cruet. Fig. 2 is an elevation of the mill-shaft. Fig. 3 is a top view of the mill-cylinder. Fig. 4 is a top view of the cruet and handle. Figs. 5 and 6 show the supporting-spider which sustains the mill-shaft.

A is the shell of a cruet, made in the present instance of wood, bone, or ivory, and hence the walls are very substantial. The cruet can be made of any suitable material, and when of metal—such as silver, white-metal, or other similar material—the walls will be much thinner. The drawings are designed to represent the shape of a barrel with hoops, which are seen in section at *aaaa*. The upper part of the cruet, *A'*, is designed to hold the grains of pepper or spice, which can be introduced through a hole, *a'*, in the top of the cruet, and which is covered by a cap-plate, *a''*, screwed to the top by a screw, *a'''*. The bottom part of the cruet, *A''*, is opened at the end.

Within the cruet *A* is fastened a cylindrical grinding-bed, *B*, (shown in section, Fig. 1,) its lower beveled surface, *b*, being cut into sharp ridges, and the upper beveled part, *b'*, acting as a hopper to convey the grains to the grinding-cutters *C* on the end of the mill-shaft *C'*. (Seen

in section, Fig. 1, and in elevation, Fig. 2.) This cylinder *B* is secured by a central screw, *B'*, through the walls of the cruet *A*. The shaft *C'* is turned by a handle, *e''*, on a crank, *e'*, 45 screwed or otherwise fastened to the end *c* of the shaft *C'*. The shaft *C'*, with its grinding-cone *C*, rests upon the end of an adjusting-screw, *d*, which works in a central nut of a spider, *D*, which is secured within the lower 50 end of the cylinder *B* by pins or screws *d'*, as seen in section, Fig. 1, and bottom view, Fig. 5. By this screw *d* the mill is set fine or coarse to suit the wants of the user.

This cruet is designed to be used at the table 55 by each person wanting pepper, &c., and by means of the adjusting-screw *d* the article can be used fine or coarse, as may be desired. The article, when ground, will drop into the plate or dish from the lower end of the cruet, *A''*, as 60 it is held up by one hand, and the handle can be turned by the other hand.

I am aware that it is not new to grind pepper in a caster, as shown in the patent to P. Chalas, December 17, 1878, and I do not broadly 65 claim such a device; but

What I do claim is—

The pepper-cruet having within it a removable cylinder provided interiorly with a grinding-surface, the vertical shaft having at its 70 lower end a grinding-cone to correspond with the grinding-surface of the cylinder, the trivet with its adjusting-screw to set the grinding-surfaces near to each other or apart, and the handle at the upper end of the shaft, all combined 75 substantially as and for the purpose described.

In testimony whereof I affix my signature in presence of two witnesses.

GEORGE D. BARR.

Witnesses:

CHAS. A. MERRICK,
J. W. NICHOLS.