

M. A. PENN.
 Bridle for Horses.

No. 126,326.

Patented April 30, 1872.

Fig. 1.

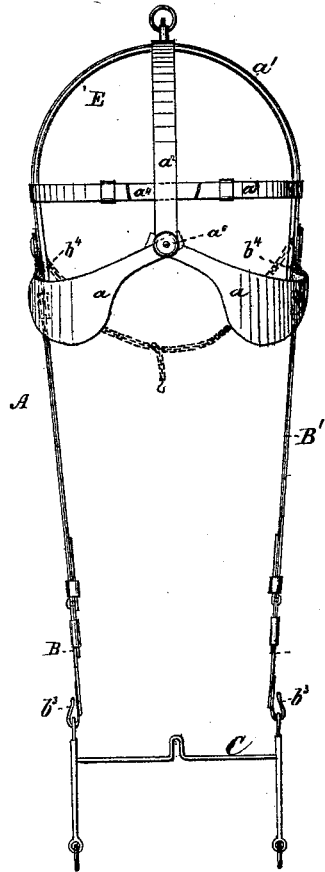


Fig. 2.

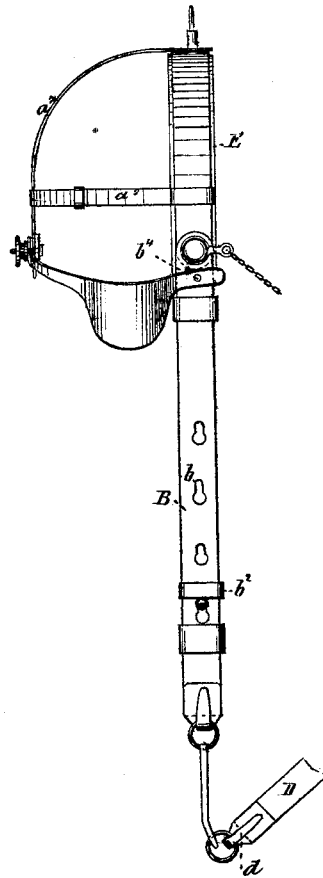


Fig. 3.

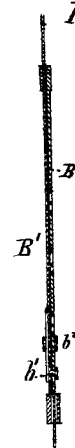
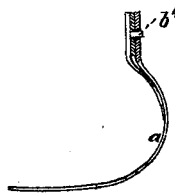


Fig. 4.



Witnesses:

G. Mathys.
 Thos. J. J. Durand

Inventor:

Martin A. Penn

PER

Wm. V. B.

Attorneys.

UNITED STATES PATENT OFFICE.

MARTIN A. PENN, OF SUMTER, SOUTH CAROLINA.

IMPROVEMENT IN BRIDLES FOR HORSES.

Specification forming part of Letters Patent No. 126,326, dated April 30, 1872.

Specification describing a Metallic Bridle, invented by MARTIN A. PENN, of Sumter, in the county of Sumter and State of South Carolina.

The invention consists, first, in making the head-stall of a bridle of metallic plates, which can be made more cheaply and more durably than leather; second, in the mode of adjusting the blinds by means of a projecting and adjustable spring, to which they are each attached; third, in holding the side-plates at any adjustment by means of a catch and sliding sleeve; fourth, in attaching the head-stall and reins to bit by hooks.

In the drawing, Figure 1 is a front view. Fig. 2 is a side elevation, and Figs. 3 and 4 are detail views.

A represents the head-stall, formed of thin plates or strips of metal. It has blinds $a a$, and top piece a^1 , with curved elastic strap a^2 and cross-strap a^3 . $B B'$ are two side plates, one of which slides upon the other. The slide B is provided with a series of apertures, b , into which fits a catch, b^1 , on the stationary plate B' . b^2 is a sleeve, which slides over the catch and enables it to hold the two plates at any desired adjustment. A spring-catch would answer the same purpose, but is liable to get out of order, and therefore not so durable or reliable. The plates B have each a hook, b^3 , to which the bit C is attached. D is a rein, also provided with a hook, d , by which it is attached to bit. The blinds $a a$ are held by a spring-catch upon the pin b^4 of plates B' , or they are attached to the same removable screws which hold the top pieces a^1 to the said pieces B' . They are held in the center

to end of vertical strap a^2 by a detachable pin or screw, a^5 . The vertical strap a^2 passes between cross-strip a^3 and a clamping strap, a^4 . The vertical strap a^2 being elastic, the blinds $a a$ can be raised or lowered, and will be firmly held in any position desired. E is a piece of leather or other soft material, which is inserted next to the head of horse. By means of the plates $B B'$ and the catch, the head-stall A can also be adapted to horses whose heads are of different sizes. By means of the spring-hooks on plates and rein, the latter can be detached or changed in a moment. These devices are, of course, applicable to leather or other material.

Having thus described my invention, what I claim as new, and desire to secure by Letters Patent, is—

1. As a new article of manufacture, the head-stall A, formed of thin metallic plates, as set forth.

2. The pivoted blinds $a a$, combined with an elastic vertical strap, a^2 , and cross-straps $a^3 a^4$, as described, to admit of adjustment in the manner set forth.

3. The adjustable side pieces B, made fast to pieces B' at any desired point by means of apertures b , catch b^1 , and sleeve b^2 , as described.

4. The hooks on plates $B B$ and rein D, combined with bit C, as described, to form a durable, reliable, and yet quickly detachable connection.

M. A. PENN.

Witnesses:

SOLON C. KEMON,
THOS. D. D. OURAND.